



# Test procedure



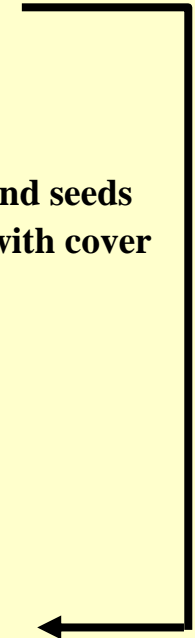
**Flat transparent test plate with cover (18 x 12 x 0.8 cm)**




**Filling of lower half of test plate with soil, and hydration**




**Placing of filter paper and seeds and closing of test plate with cover**



**Length measurements by image analysis**



**Shooting of picture of test plates with germinated seeds, with a webcam or a digital camera**



**Vertical incubation of test plates in holders**

